



# LOADING UNIT TRIAFLEX DELTA ROBOT



CAMA GROUP IS A LEADING SUPPLIER OF ADVANCED TECHNOLOGY SECONDARY PACKAGING SYSTEMS, CONTINUOUSLY INVESTING IN INNOVATIVE SOLUTIONS. WHAT MAKES CAMA UNIQUE IN THE FIELD OF PACKAGING IS A “GLOBAL CONSULTING APPROACH” TO EACH CUSTOMER’S PACKAGING AUTOMATION REQUESTS.

## DELTA ROBOT WITH VISION SYSTEM

CAMA’s in-house developed packaging-industry-specific Delta robot technology enhances our existing range of integrated robotic solutions. This development led to the birth of the Cama Triaflex series – delta robots with carbon fibre arms, suitable for fast and smart product handling. Triaflex can be equipped with an integral highly accurate vision system and can sort and pick loose products on a production line and then position the products into a container or on a conveyor in a pre-set pattern.

## RANGE OF MACHINES

**IG270** Single or Multiple Delta Loading Units with Integral Vision System

**IT280** Delta Robot Loading Units utilizing servo driven product collation

**IF315** Delta Robot Loading Packaging Machines



*MULTI FLAVOUR*



*VISION SYSTEM*



*BOX LOADING*

## SPECIAL FEATURES OF MACHINE

- METAL FRAME / STAINLESS STEEL
- HIGH SPEED, LOW SPEED
- VARIOUS TYPE OF PRIMARY PRODUCT (POUCHES, FLOWPACK, THERMOFORMED ETC.)
- VARIOUS LOADING UNITS
- OPEN ARCHITECTURE PLC AND SERVO CONTROL

## BREAK THROUGH GENERATION

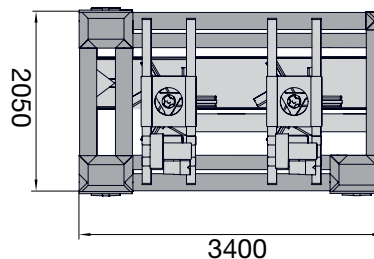
- NO HOLLOW BODY
- MODULAR FRAME DESIGN
- NO RETENTION
- ENERGY SAVING
- ERGONOMICS
- SAFE EASY ENTRY
- SEMI AUTOMATIC CHANGE OVER

## INDUSTRY

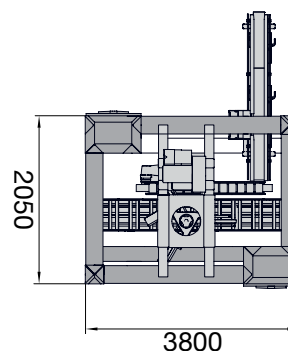
- BAKERY & BISCUITS
- CONFECTIONERY
- DAIRY & ICE CREAM
- COFFEE & TEA
- PERSONAL, HOME & HEALTH CARE
- PET FOOD

### MACHINE LAYOUT

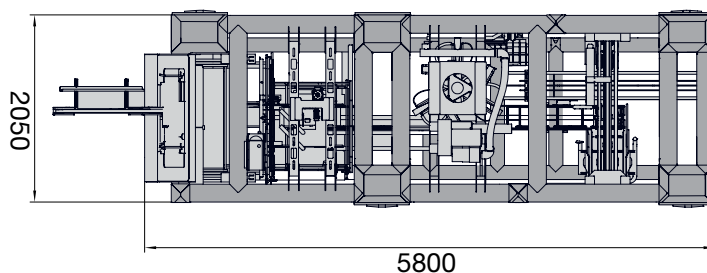
**IG270**



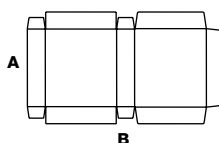
**IT280**



**IF315**




IG270	PRODUCTS PER MINUTE		
	MIN	MAX	
	50	2000+	
IT280	PRODUCTS PER MINUTE		
	MIN	MAX	
	50	600	
IF315	SIZES (MM)		
		A	B
	MIN	250	1050
	MAX	200	800
	SPEED (CPM)		
		SINGLE HEAD	DOUBLE HEAD
MIN	10	10	
MAX	38	55	





# LOADING UNIT 2 AXIS ROBOT



CAMA GROUP IS A LEADING SUPPLIER OF ADVANCED TECHNOLOGY SECONDARY PACKAGING SYSTEMS, CONTINUOUSLY INVESTING IN INNOVATIVE SOLUTIONS. WHAT MAKES CAMA UNIQUE IN THE FIELD OF PACKAGING IS A “GLOBAL CONSULTING APPROACH” TO EACH CUSTOMER’S PACKAGING AUTOMATION REQUESTS.

## VERTICAL LOADING SYSTEM

Our 2-axis robotic loading unit, equipped with product-grouping devices, package-phasing conveyors and single or multiple pick-up heads, are designed according to the specifications and features of the customer’s product. This unique combination of integrated packaging machines and robotic loading units provides added value by incorporating flexible size changing and high reliability all within a reduced footprint.

## RANGE OF MACHINES

**IG273** Multipurpose Loading Units

**IT285** Loading Units with Vertical Race Track

**IF296 - IF318** Monoblock Loading Unit



*HIGH SPEED*



*VERTICAL LOADING*



*MULTI FLAVOUR*

## SPECIAL FEATURES OF MACHINE

- METAL FRAME / STAINLESS STEEL
- HIGH SPEED, LOW SPEED
- VARIOUS TYPE OF PRIMARY PRODUCT (POUCHES, FLOWPACK, THERMOFORMED ETC.)
- VARIOUS LOADING UNITS

## BREAK THROUGH GENERATION

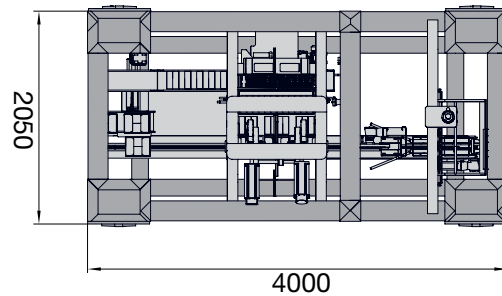
- NO HOLLOW BODY
- MODULAR FRAME DESIGN
- NO RETENTION
- ENERGY SAVING
- ERGONOMICS
- SAFE EASY ENTRY
- SEMI AUTOMATIC CHANGE OVER

## INDUSTRY

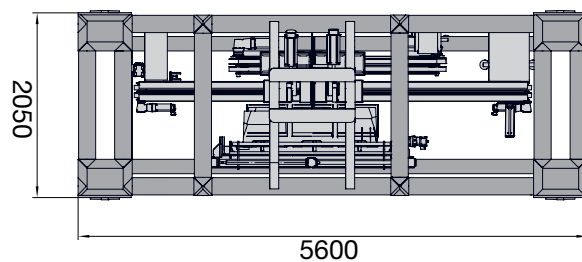
- BAKERY & BISCUITS
- CONFECTIONERY
- DAIRY & ICE CREAM
- COFFEE & TEA
- PERSONAL, HOME & HEALTH CARE
- PET FOOD

### MACHINE LAYOUT

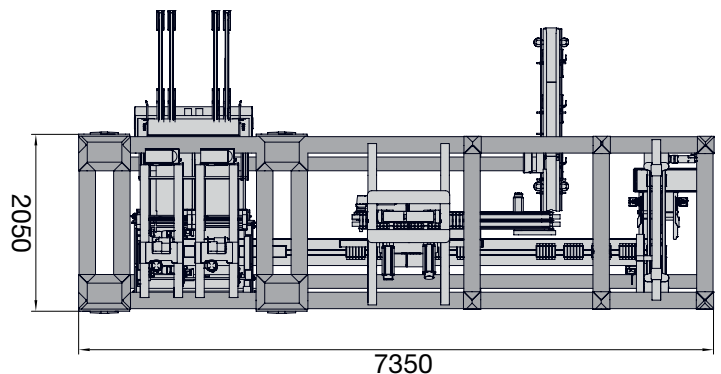
**IG273**



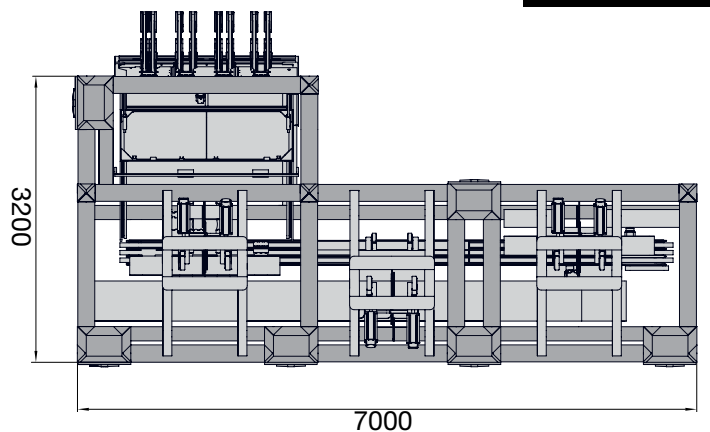
**IT285**



**IF296**




**IF318**



<b>IG273</b>		PRODUCTS PER MINUTE			
		MIN	MAX		
		20	300+		
<b>IT285</b>		PRODUCTS PER MINUTE			
		MIN	MAX		
		20	1000+		
<b>IF296</b>		SIZES (MM)			
		A	B		
		MIN	200	200	
		MAX	1050	800	
		SPEED (CPM)			
		SINGLE HEAD	DOUBLE HEAD		
MIN	10	10			
MAX	38	55			
<b>IF318</b>		SIZES (MM)			
		A	B		
		MIN	200	200	
		MAX	1050	800	
		SPEED (CPM) - HEADS			
		TRIPLE	FOUR	FIVE	SIX
MIN	10	10	20	20	
MIN	45	60	75	100	



# LOADING UNIT Y SHAPE



CAMA GROUP IS A LEADING SUPPLIER OF ADVANCED TECHNOLOGY SECONDARY PACKAGING SYSTEMS, CONTINUOUSLY INVESTING IN INNOVATIVE SOLUTIONS. WHAT MAKES CAMA UNIQUE IN THE FIELD OF PACKAGING IS A “GLOBAL CONSULTING APPROACH” TO EACH CUSTOMER’S PACKAGING AUTOMATION REQUESTS.

## VERTICAL LOADER FOR RSC

“Y” shape 2-axis robot, which come as standard with high-rigidity carbon fibre arms, can be equipped with a third axis to allow multiple product pick-and-place operations. The simplicity of “Y” shape design provides easy setup and user-friendly operation.

## RANGE OF MACHINES

**IG271** Multipurpose Loading Units

**IT281** Loading Units with Vertical Race Track

**IF305** Monoblock Loading Unit



*RSC BOX*



*4 FLAPS BOX*



*TRAY*

## SPECIAL FEATURES OF MACHINE

- METAL FRAME / STAINLESS STEEL
- HIGH SPEED, LOW SPEED
- VARIOUS TYPE OF PRIMARY PRODUCT (POUCHES, FLOWPACK, THERMOFORMED ETC.)
- VARIOUS LOADING UNITS

## BREAK THROUGH GENERATION

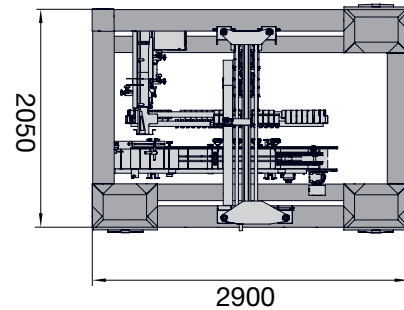
- NO HOLLOW BODY
- MODULAR FRAME DESIGN
- NO RETENTION
- ENERGY SAVING
- ERGONOMICS
- SAFE EASY ENTRY
- SEMI AUTOMATIC CHANGE OVER

## INDUSTRY

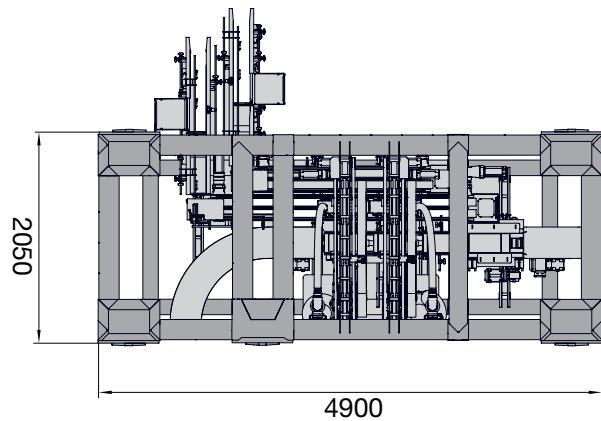
- BAKERY & BISCUITS
- CONFECTIONERY
- DAIRY & ICE CREAM
- COFFEE & TEA
- PERSONAL, HOME & HEALTH CARE
- PET FOOD

### MACHINE LAYOUT

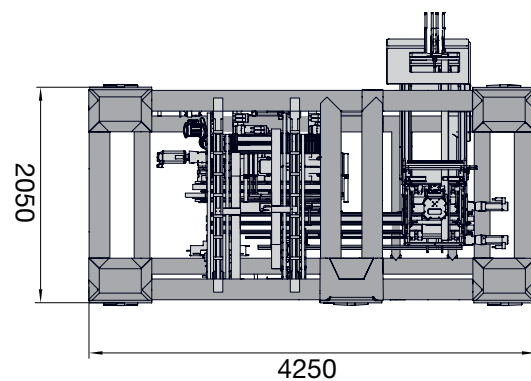
**IG271**



**IT281**



**IF305**



IG271	PRODUCTS PER MINUTE		
	MIN	MAX	
	50	300+	
IT281	PRODUCTS PER MINUTE		
	MIN	MAX	
	50	600	
IF305	SIZES (MM)		
		A	B
	MIN	200	200
		A	B
	MAX	1050	800
	SPEED (CPM)		
	MIN	MAX	
MIN	10	38	

